



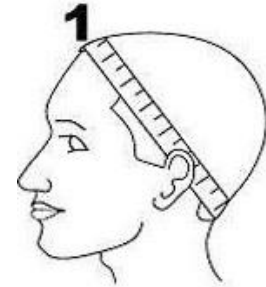
Wig Measurement Chart

How to measure your head for a wig

Before you start taking the measurements, pin hair as flat as possible. This will eliminate bulges that distort head contours. Use a flexible tape measure and do not stretch the tape measure when measuring. To be accurate, always measure at least three times.

1. The circumference of the head:

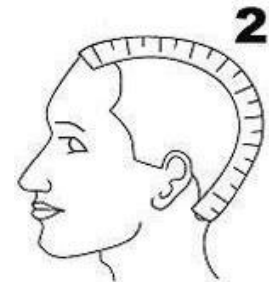
Measure all around the head. Position tape measurer so its edge follows the hairline around the head and nape of the neck.



Circumference

2. From forehead to nape of neck:

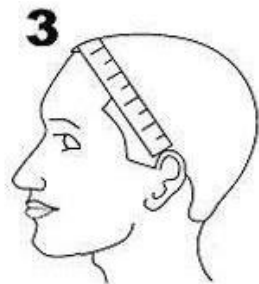
Measure from hairline at centre of forehead straight back over crown to centre of hairline at nape of neck.



Front to nape

3. Ear to ear across front hairline:

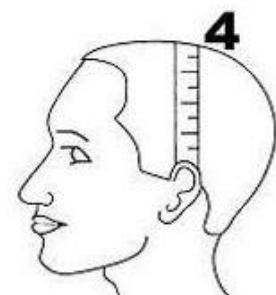
At front of ear, measure from hairline at base of sideburn, up across the hairline along forehead to same point in front of other ear.



Ear to ear across forehead

4. From ear to ear over the top:

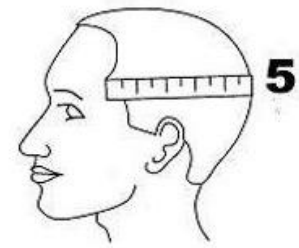
Measure from hairline directly above the ear across top of head to the hairline directly above the other ear.



Ear to ear over top

5. From temple to temple around back:

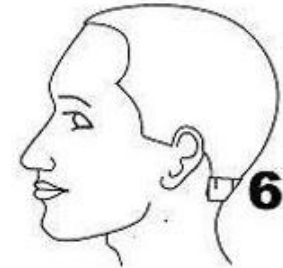
From temple to temple across the back of head.



Temple to temple round back

6. Nape of neck:

Measure the width of hairline across the nape of the neck.



Nape of Neck

Full lace wig sizing

Please use the above instructions as a reference for taking measurements and inform us of your measurement. Also, for lace wigs with stretch lace on the crown or ear to ear to multiple adjust the cap size and contract the fit for maximum comfort.

CHOOSE THE CAP SIZE THAT FITS:

Small Cap:

| | |
|---------------------------------|---------------|
| 1) Circumference | 53 cm (21") |
| 2) Front to nape | 34 cm (13.5") |
| 3) Ear to ear across forehead | 29 cm (11.5") |
| 4) Ear to ear over top | 30 cm (12") |
| 5) Temple to temple around back | 36 cm (14") |
| 6) Nape of neck | 11 cm (4.5") |

Medium Cap:

| | |
|--------------------------------|---------------|
| 1) Circumference | 57 cm (22.5") |
| 2) Front to Nape | 37 cm (14.5") |
| 3) Ear to ear across forehead | 30 cm (12") |
| 4) Ear to ear over top | 32 cm (12.5") |
| 5) Temple to temple round back | 38 cm (15") |
| 6) Nape of Neck | 13 cm (5") |

Large Cap:

| | |
|---------------------------------|---------------|
| 1) Circumference | 60 cm (23.5") |
| 2) Front to nape | 39 cm (15.5") |
| 3) Ear to ear across forehead | 33 cm (13") |
| 4) Ear to ear over top | 34 cm (13.5") |
| 5) Temple to temple around back | 38 cm (15") |
| 6) Nape of neck | 14 cm (5.5") |

Divamaker Hair Prosthetics

info@divamakerhairprosthetics.com www.divamakerhairprosthetics.com

Phone: USA +1 786 216 1698

Sweden: +46 (0)730 -898 562